

Xtend® Foot Selection Guide

In this guide, we will help you find the best foot for your user's need. The general table of all the assortment can be found here. Based on your user's amputation and activity level, you will find our recommended options below.

Category	Foot size (cm)	23	24	25	26	27	28	29
P3	Max 60 kg/130 lbs	H100-323	H100-324					
P4	Max 80 kg/175 lbs	H100-423	H100-424	H100-425	H100-426	H100-427	H100-428	H100-429
P5	Max 100 kg/220 lbs	H100-523	H100-524	H100-525	H100-526	H100-527	H100-528	H100-529
P6	Max 125 kg/275 lbs			H100-625	H100-626	H100-627	H100-628	H100-629
P7	Max 150 kg/330 lbs				H100-726	H100-727	H100-728	H100-729

Size guide for TT patients low to moderate activity level and TF patients.

Weight: Up to 60 kg/132 lbs						
23	24	25	26	27	28	29
H100-323	H100-324					
H100-423	H100-424	H100-425	H100-426	H100-427	H100-428	H100-429
H100-523	H100-524	H100-525	H100-526	H100-527	H100-528	H100-529
		H100-625	H100-626	H100-627	H100-628	H100-629
			H100-726	H100-727	H100-728	H100-729





Weight: From 60 kg/132 lbs to 80 kg/176 lbs						
23	24	25	26	27	28	29
H100-423	H100-424	H100-425	H100-426	H100-427	H100-428	H100-429
H100-523	H100-524	H100-525	H100-526	H100-527	H100-528	H100-529
		H100-625	H100-626	H100-627	H100-628	H100-629
			H100-726	H100-727	H100-728	H100-729

Weight: From 80 kg/176 lbs to 100 kg/220 lbs						
23	24	25	26	27	28	29
H100-523	H100-524	H100-525	H100-526	H100-527	H100-528	H100-529
		H100-625	H100-626	H100-627	H100-628	H100-629
			H100-726	H100-727	H100-728	H100-729

Weight: From 100 kg/220 lbs to 125 kg/275 lbs						
23	24	25	26	27	28	29
		H100-625	H100-626	H100-627	H100-628	H100-629
			H100-726	H100-727	H100-728	H100-729

Weight: From 125 kg/275 lbs to 150 kg/330 lbs						
23	24	25	26	27	28	29
			H100-726	H100-727	H100-728	H100-729

Table color explanation:

-  Optimal inversion/eversion dynamic function for surface accommodation – RECOMMENDED
-  Increased resistance for higher energy return while still maintaining exceptional side-to-side flexibility
-  Maximum rigidity, loss of some medial/lateral ground compliance
-  Exaggerated stiffness

Size guide for Below-knee/TT-patients with high activity levels

Weight: Up to 60 kg/132 lbs						
23	24	25	26	27	28	29
H100-323	H100-324					
H100-423	H100-424	H100-425	H100-426	H100-427	H100-428	H100-429
H100-523	H100-524	H100-525	H100-526	H100-527	H100-528	H100-529
		H100-625	H100-626	H100-627	H100-628	H100-629
			H100-726	H100-727	H100-728	H100-729

Weight: From 60 kg/132 lbs to 80 kg/176 lbs						
23	24	25	26	27	28	29
H100-423	H100-424	H100-425	H100-426	H100-427	H100-428	H100-429
H100-523	H100-524	H100-525	H100-526	H100-527	H100-528	H100-529
		H100-625	H100-626	H100-627	H100-628	H100-629
			H100-726	H100-727	H100-728	H100-729

Weight: From 80 kg/176 lbs to 100 kg/220 lbs						
23	24	25	26	27	28	29
H100-523	H100-524	H100-525	H100-526	H100-527	H100-528	H100-529
		H100-625	H100-626	H100-627	H100-628	H100-629
			H100-726	H100-727	H100-728	H100-729

Weight: From 100 kg/220 lbs to 125 kg/275 lbs						
23	24	25	26	27	28	29
		H100-625	H100-626	H100-627	H100-628	H100-629
			H100-726	H100-727	H100-728	H100-729

Weight: From 125 kg/275 lbs to 150 kg/330 lbs						
23	24	25	26	27	28	29
			H100-726	H100-727	H100-728	H100-729

Table color explanation:

- Might become too soft for high activity
- Optimal inversion/eversion dynamic function for surface accommodation – RECOMMENDED
- Increased resistance for higher energy return while still maintaining exceptional side-to-side flexibility
- Maximum rigidity, loss of some medial/lateral ground compliance
- Exaggerated stiffness

Digital foot selection tool



Scan the code to find the online version of the guide.